

North Hill Country Club
29 Merry Avenue
Duxbury, Massachusetts 02332
(781) 934-0677
www.northhillcountryclub.com

Designed & Produced By:
2019© BENCH CRAFT COMPANY
P.O. Box 6343 • Portland, OR 97228
800.824.8311 • benchcraftcompany.com
Printed in the USA. All rights reserved.

RESERVED FOR SPONSOR

NORTH HILL COUNTRY CLUB

NORTH HILL



COUNTRY CLUB

OFFICIAL COURSE GUIDE



Welcome to North Hill

North Hill Country Club in Duxbury, Massachusetts features 3,501 yard; par 36, nine-hole golf course. Designed by William F. Mitchell, ASGCA, the North Hill golf course opened in 1962.

North Hill was built on the former Merry Family farm.

NORTH HILL



COUNTRY CLUB

PGA Rating/Slope

● 71.1/127 ● 68.2/99 ● 69.1/120

10	11	12	13	14	15	16	17	18	IN	TOTAL
481	419	383	186	280	452	320	170	363	3054	6374
6	2	4	18	12	14	10	16	8		
5	4	4	3	4	5	4	3	4	36	72
474	401	348	148	273	404	285	160	317	2810	5620
451	401	307	139	268	305	273	135	294	2573	5146
6	2	4	18	14	10	12	16	8		

DATE: _____

RESERVED FOR SPONSOR

SCORECARD

HOLE	1	2	3	4	5	6	7	8	9	OUT
BLUE/ WHITE	554	439	439	194	296	475	340	188	395	3320
HCP	5	1	3	17	11	13	9	15	7	
PAR	5	4	4	3	4	5	4	3	4	36
BLACK	474	401	348	148	273	404	285	160	317	2810
RED	451	401	307	139	268	305	273	135	294	2573
HCP	5	1	3	17	13	9	11	15	7	

SCORER: _____ ATTEST: _____

RESERVED FOR SPONSOR





Using This Book

Before you start your next round of golf take a moment to look through this yardage book. Pay attention to the hazards, playing tips, and basic yardage information to help yourself get a feel for the course. When you go to play each hole review the playing tip for helpful hints.

Look for landmarks like trees, bunkers, or curves in the fairway to align your shots with and reference the yardage measurements as a tool to help you decide which clubs will be best to use. As you play the hole, you can make notes on the pages of this book for yourself. Next time you come to play our course, you will have a personalized guide to playing your best!

CLUB	ESTIMATED	DISTANCE					AVERAGE
Driver							
3 Wood							
4 Wood							
5 Wood							
Hybrid							
2 Iron							
3 Iron							
4 Iron							
5 Iron							
6 Iron							
7 Iron							
8 Iron							
9 Iron							
PW							
SW							
LW							

RESERVED FOR SPONSOR

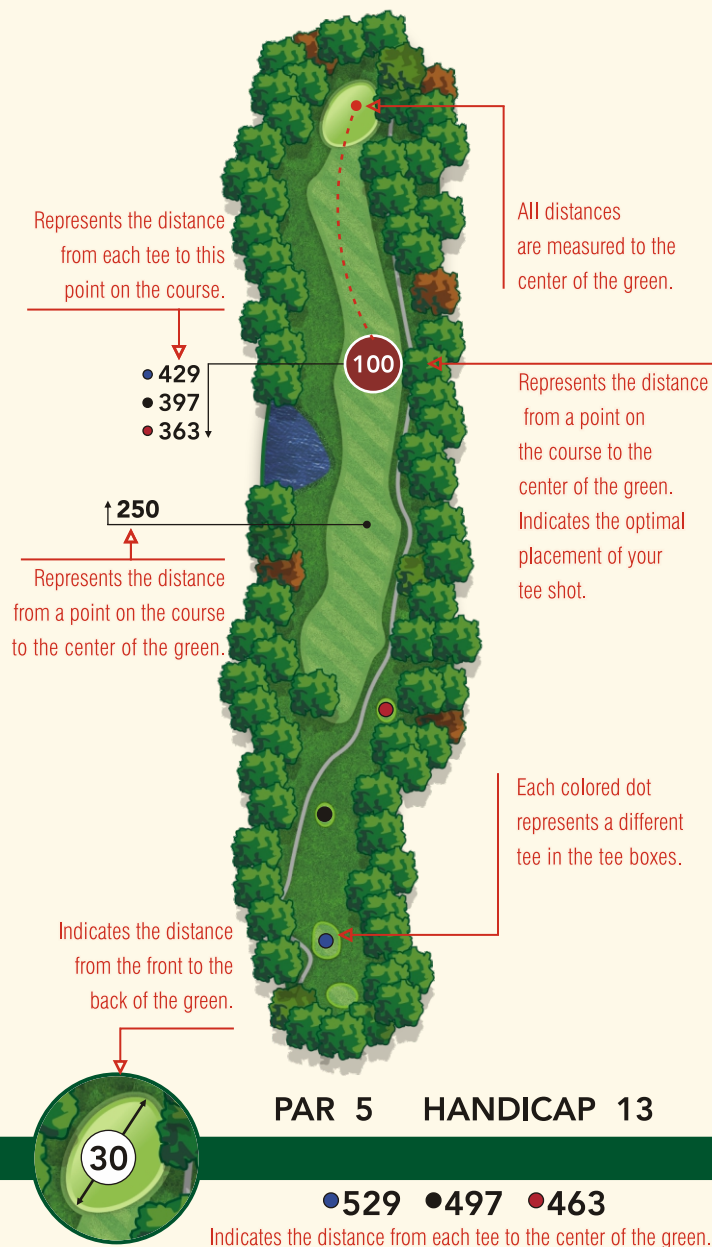


Club Distance Chart

Use this Club Distance Chart to help gauge your progress and save strokes on the course. Knowing the exact distance you hit your clubs not only enhances your confidence but also replaces guessing with real numbers. This is especially helpful in determining club choice quickly and easily on the course. Knowing your distances is also useful when evaluating your club inventory. When considering adding or replacing a club in your set, knowing the actual distance you hit each club is crucial in choosing the club that will most benefit your game. Why carry two clubs that hit the same distance if you really only need to fill in a distance gap?

RESERVED FOR SPONSOR

MAP KEY



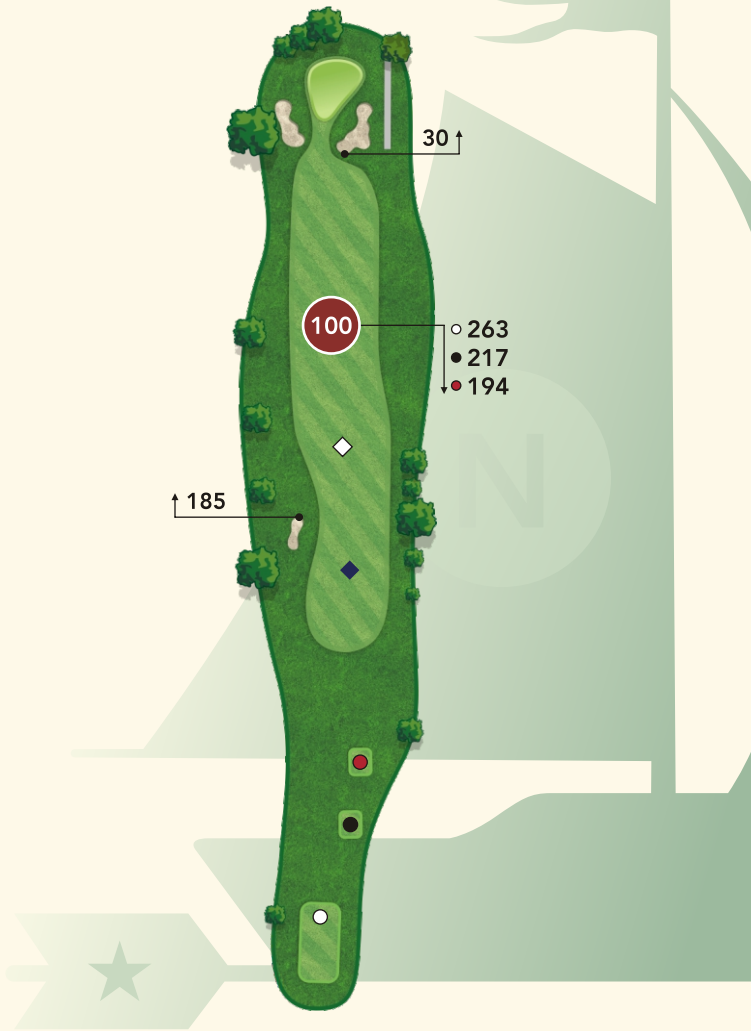


Hole One

The long first will play as a three-shot hole for most. The tee shot plays downhill to a fairway that slopes left-to-right. Drives missing the fairway right will find a row of pines, likely requiring a pitch out back to the fairway. A good layup will leave a short-iron approach between 75-100 yards to a small green guarded by two bunkers short. The putting surface slopes back-left to front-right.

RESERVED FOR SPONSOR

EIGHTEEN



PAR 4 HANDICAP 8/8

○363 ●317 ●294



Hole Eighteen

A drive down the middle is ideal, avoiding a lone bunker and scattered trees left. A good drive leaves a slightly uphill approach between 110-140 yards to a deceptive, small green guarded by two bunkers short. The putting surface slopes back-left to front-right. Missing long will leave you struggling to save par.

RESERVED FOR SPONSOR

ONE



PAR 5 HANDICAP 5/5

●554 ●474 ●451

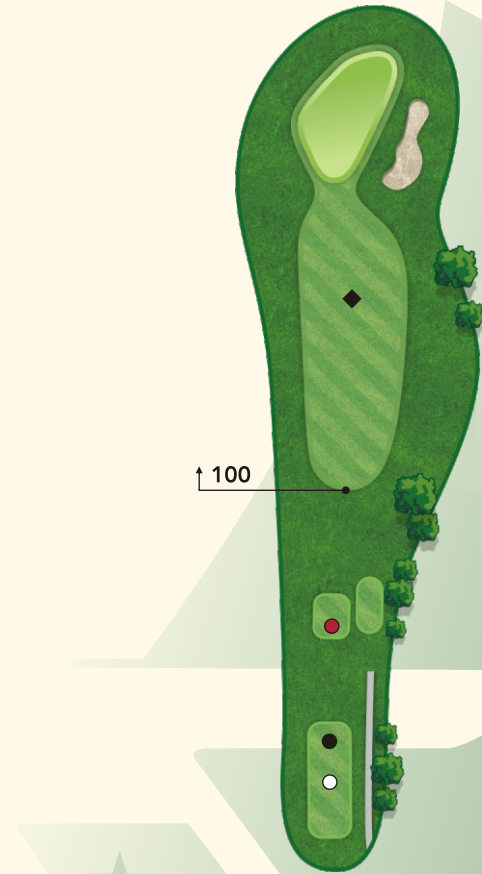


Hole Two

The long, uphill second plays as a half-par hole, yielding as many bogeys as it will pars. A drive right-of-center is ideal, avoiding pines left and right. A good drive leaves a semi-blind, uphill approach between 150-180 yards to a large, flat green guarded by a bunker and steep slopes left. When the pin is left, play to the middle of the green.

RESERVED FOR SPONSOR

SEVENTEEN



PAR 3 HANDICAP 16/16

○170 ●160 ●135

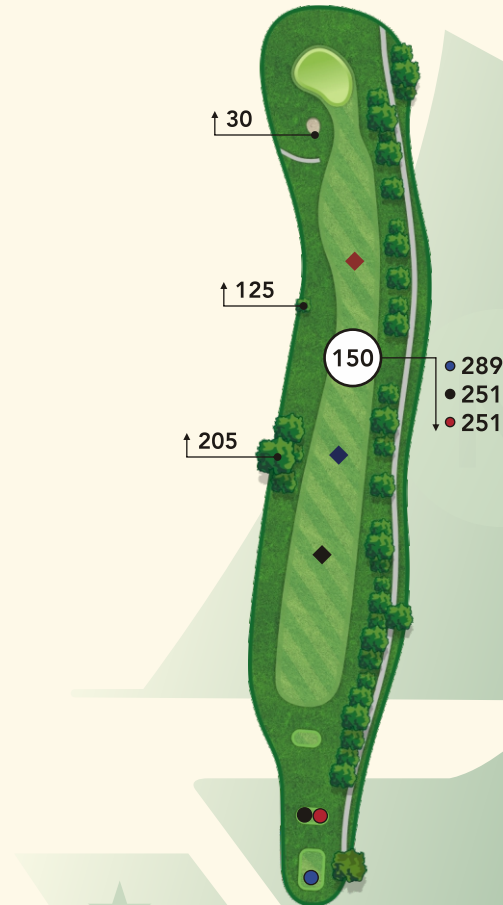


Hole Seventeen

This short hole plays uphill to a large green guarded by a sand right and a grass bunker left. The putting surface is two-tiered and slopes considerably back-left to front-right. Staying below the hole is key to scoring well around this green.

RESERVED FOR SPONSOR

TWO



PAR 4 HANDICAP 1/1

●439 ●401 ●401



Hole Three

The long third plays back down the hill to a fairway guarded by a hazard and woods right. A solid drive leaves an uphill approach between 150-175 yards to a green guarded by a false front and two large bunkers. The putting surface is deep, narrow, and slopes primarily left-to-right. Par is an excellent score.

RESERVED FOR SPONSOR

SIXTEEN



PAR 4 HANDICAP 10/12

○320 ●285 ●273

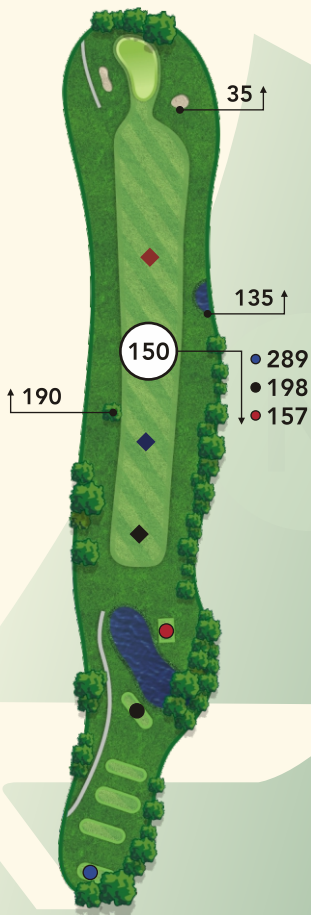


Hole Sixteen

The short sixteenth requires a drive played right-of-center as the fairway slopes significantly right-to-left. Drives missing the fairway right or left will likely be blocked out by large trees. A good drive will leave a semi-blind, uphill approach between 60-100 yards to a green guarded by a bunker and falloff left. The putting surface slopes front-right to back-left. The safe miss is short right.

RESERVED FOR SPONSOR

THREE



PAR 4 HANDICAP 3/3

●439 ●348 ●307



Hole Four

This short hole plays downhill to a teardrop-shaped green flanked by mounding and two bunkers. The putting surface is relatively flat. When the pin is cut in the front, play to the middle of the green.

RESERVED FOR SPONSOR

FIFTEEN



PAR 5 HANDICAP 14/10

○452 ●404 ●305



Hole Fifteen

The beautiful fifteenth is a reachable par-five that favors a drive right-of-center, avoiding woods right and scattered trees left. Longer hitters will be left with a semi-blind second between 175-200 yards to a green protected by mounding right and a deep bunker left. Shorter hitters should play their secondshots to a plateau short-right of the green, leaving an approach between 40-75 yards. The green is deep, but narrow, and slopes primarily back-right to front-left.

RESERVED FOR SPONSOR

A diagram of a green bean with a white circle in the center containing the number 32. Two black arrows point from the circle to the top and bottom tips of the bean, indicating its length.

32

●194 ●148 ●139



Hole Five

The short fifth is a great risk / reward hole that offers two options off the tee. Longer hitters can go for the green (275 yards on a direct line), but must carry mature pines left of the fairway. The conservative option requires a shot between 180-200 yards, avoiding woods right. A good drive leaves a blind, uphill approach of approximately 75 yards to a green guarded by two bunkers short. The putting surface is large and slopes slightly left-to-right.

RESERVED FOR SPONSOR

FOURTEEN



PAR 4 HANDICAP 12/14

○280 ●273 ●268

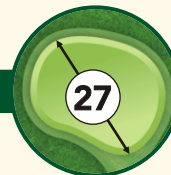


Hole Fourteen

The short fourteenth is a great risk / reward hole that offers two options off the tee. Longer hitters can go for the green (275 yards on a direct line), but must carry mature pines left of the fairway. The conservative option requires a shot between 180-200 yards, avoiding woods right. A good drive leaves a blind, uphill approach of approximately 75 yards to a green guarded by two bunkers short. The putting surface is large and slopes slightly left-to-right.

RESERVED FOR SPONSOR

FIVE



PAR 4 HANDICAP 11/13

● 296 ● 273 ● 268




Hole Six

The beautiful sixth is a reachable par-five that favors a drive right-of-center, avoiding woods right and scattered trees left. Longer hitters will be left with a semi-blind second between 175-200 yards to a green protected by mounding right and a deep bunker left. Shorter hitters should play their secondshots to a plateau short-right of the green, leaving an approach between 40-75 yards. The green is deep, but narrow, and slopes primarily back-right to front-left.

RESERVED FOR SPONSOR

THIRTEEN



PAR 3 HANDICAP 18/18

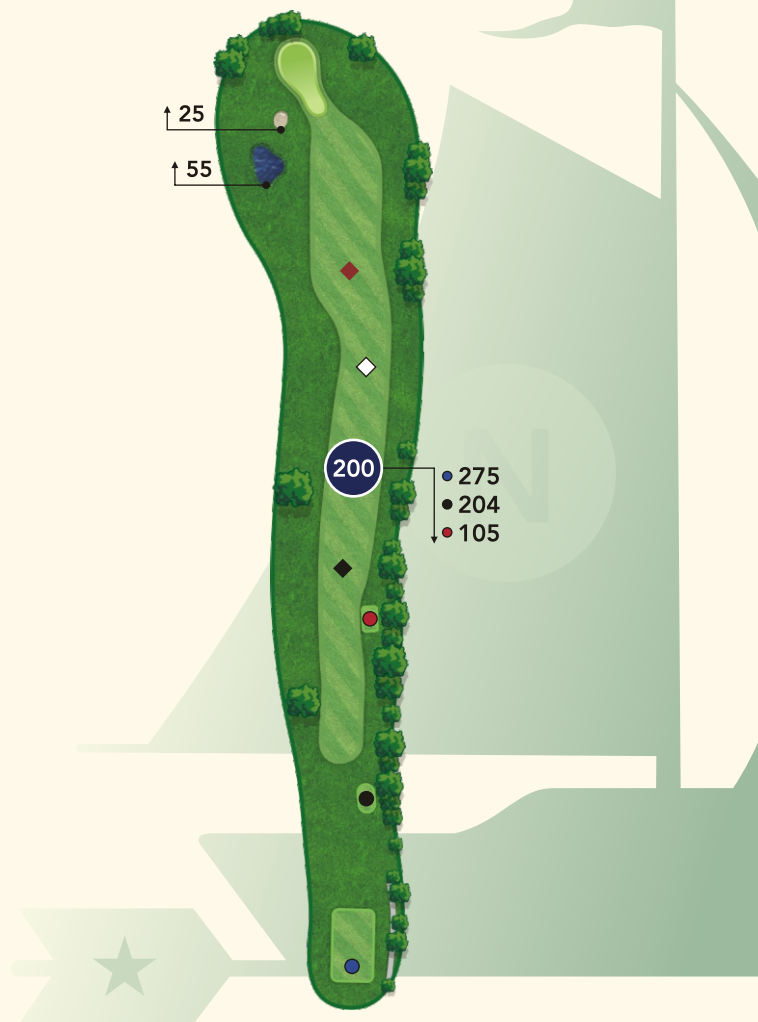
○186 ●148 ●139



This short hole plays downhill to a teardrop-shaped green flanked by mounding and two bunkers. The putting surface is relatively flat. When the pin is cut in the front, play to the middle of the green.

RESERVED FOR SPONSOR

SIX



PAR 5 HANDICAP 13/9

●475 ●404 ●305



Hole Seven

The short seventh requires a drive played right-of-center as the fairway slopes significantly right-to-left. Drives missing the fairway right or left will likely be blocked out by large trees. A good drive will leave a semi-blind, uphill approach between 60-100 yards to a green guarded by a bunker and falloff left. The putting surface slopes front-right to back-left. The safe miss is short right.

RESERVED FOR SPONSOR

TWELVE

○ 283
● 248
● 207

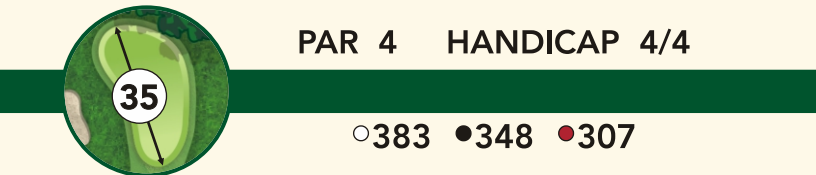
100

35 ↑

135 ↑

190 ↑

N



PAR 4 HANDICAP 4/4

○ 383 ● 348 ● 307

PAR 4 HANDICAP 4/4

○ 383 ● 348 ● 307



Hole Twelve

The long twelfth plays back down the hill to a fairway guarded by a hazard and woods right. A solid drive leaves an uphill approach between 150-175 yards to a green guarded by a false front and two large bunkers. The putting surface is deep, narrow, and slopes primarily left-to-right. Par is an excellent score.

RESERVED FOR SPONSOR

SEVEN



PAR 4 HANDICAP 9/11

● 340 ● 285 ● 273

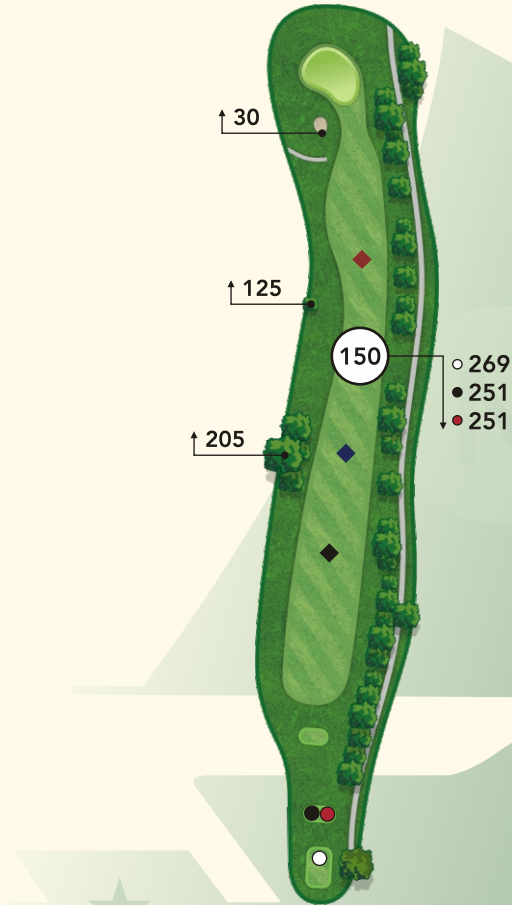


Hole Eight

This short hole plays uphill to a large green guarded by a sand right and a grass bunker left. The putting surface is two-tiered and slopes considerably back-left to front-right. Staying below the hole is key to scoring well around this green.

RESERVED FOR SPONSOR

ELEVEN



PAR 4 HANDICAP 2/2

○419 ●401 ●401

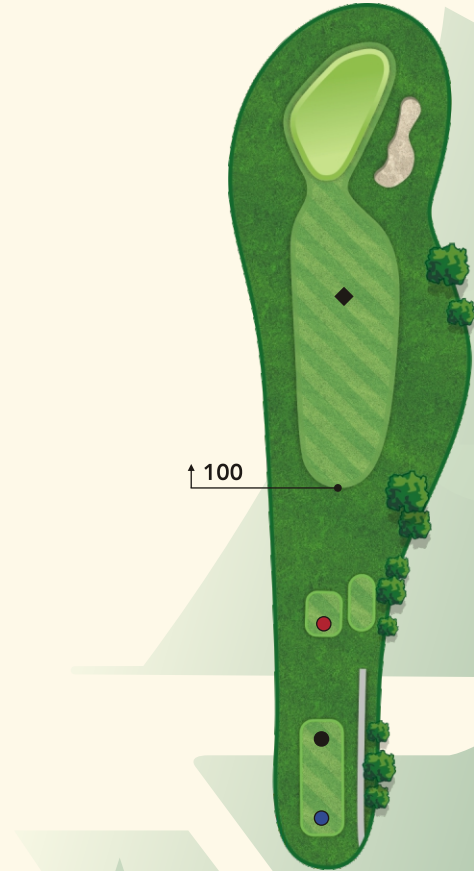


Hole Eleven

The long, uphill eleventh plays as a half-par hole, yielding as many bogeys as it will pars. A drive right-of-center is ideal, avoiding pines left and right. A good drive leaves a semi-blind, uphill approach between 150-180 yards to a large, flat green guarded by a bunker and steep slopes left. When the pin is left, play to the middle of the green.

RESERVED FOR SPONSOR

EIGHT



PAR 3 HANDICAP 15/15

●188 ●160 ●135



Hole Nine

A drive down the middle is ideal, avoiding a lone bunker and scattered trees left. A good drive leaves a slightly uphill approach between 110-140 yards to a deceptive, small green guarded by two bunkers short. The putting surface slopes back-left to front-right. Missing long will leave you struggling to save par.

RESERVED FOR SPONSOR





Hole Ten

This long hole will play as a three-shot hole for most. The tee shot plays downhill to a fairway that slopes left-to-right. Drives missing the fairway right will find a row of pines, likely requiring a pitch out back to the fairway. A good layup will leave a short-iron approach between 75-100 yards to a small green guarded by two bunkers short. The putting surface slopes back-left to front-right.

RESERVED FOR SPONSOR

NINE



PAR 4 HANDICAP 7/7

● 395 ● 317 ● 294

**YOUR FULL COURSE MAP ILLUSTRATION
WILL GO HERE ONCE YOU HAVE APPROVED
ALL OF THE INDIVIDUAL MAPS**